

Sept. 7, 2011

Hola!

Today we are going to spend more time learning about our classroom expectations and greeting new people. We are even going to do a little math :)

Don't forget to do the Beginning of Class Musts/Mays.

Excitedly,
Mrs. Weise

Question of the Day:

Put your answer on the back of your name tag.

Who is your favorite famous person?

We will work together in groups often throughout each week.

To prepare for group work, we will need to...

- * Know who is in our group,
- * Quickly find those people and a space to work,
- * Know our group responsibilities, and
- * Learn how to be successful.

So let's prepare for each of those goals!!

Goal 1: Know who is in our group.

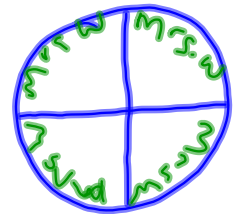
Set-up...

Each person gets a paper plate.

Draw a + sign through the middle to divide the paper plate into 4 quadrants.

Write your name along the rim in each quadrant.

Be ready to listen to the next steps.

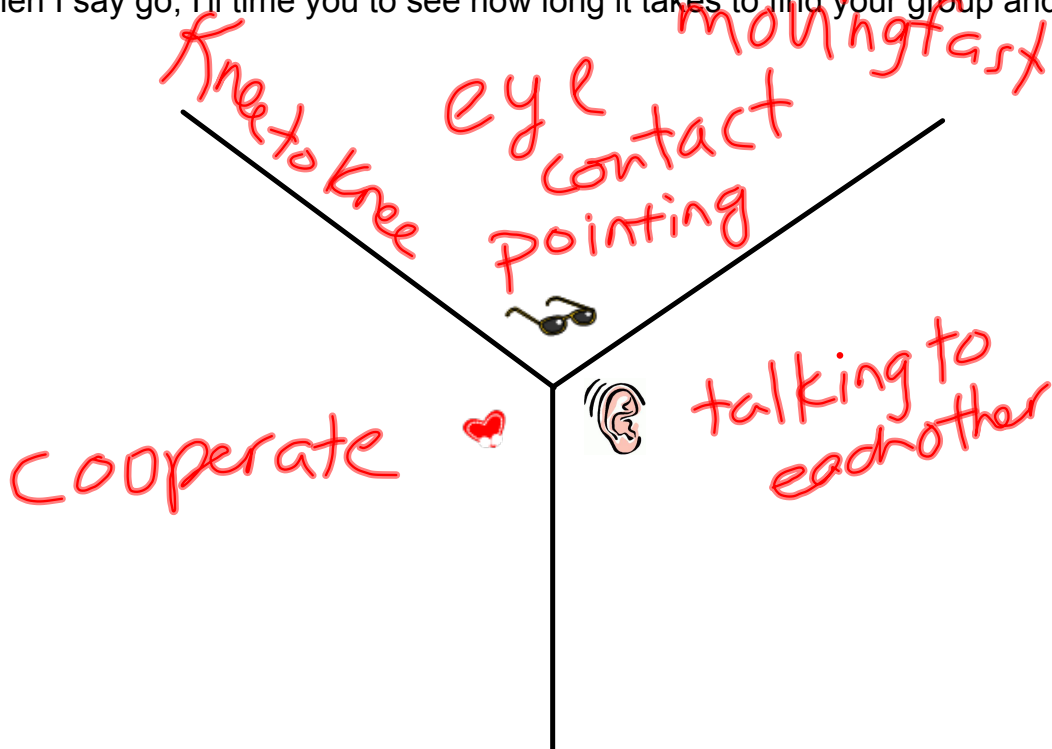


Action...

I'll call out the names of people who are in a group together. You will find your group-mates and sit knee-to-knee.

DON'T MOVE YET!!

When I say go, I'll time you to see how long it takes to find your group and sit.



Any volunteers willing to model the movement into groups?

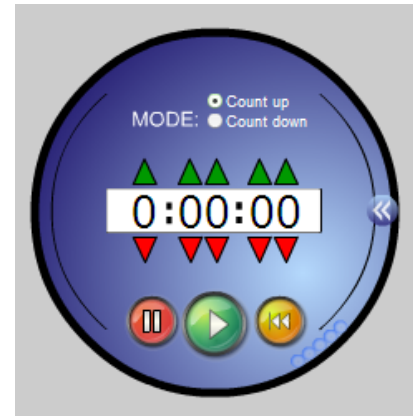
Goal 2: Quickly find those people and a space to work.

Group 1's:

Listen for your PARTNER.

Look for that person - if you don't know that person, silently prepare to ask others.

Get ready to move.



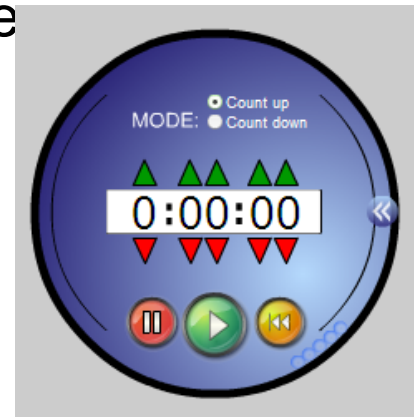
Now that you are with your partner,
Write "Partner 1 is _____" in the top right quadrant.

Could you do that faster? Want to try?

Strategies?

Group 2's:

Listen for the names of the THREE other people in your group. I'll read the list twice. Look for those people - if you don't know them, silently prepare to ask other. Get ready to move.



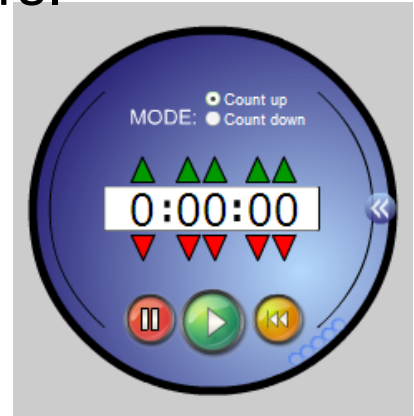
Now that you are with your first group,

Write "Group 2 is ____, ____, ____" in the top left quadrant.

Group 3's:

Listen for the names of the THREE other people in your group. I'll read the list twice. Look for those people - if you don't know them, silently prepare to ask others.

Get ready to move.



Now that you are with your group,
Write "Group 3 is ____, ____, ____" in the bottom left quadrant.

Could you do that faster? Want to try?

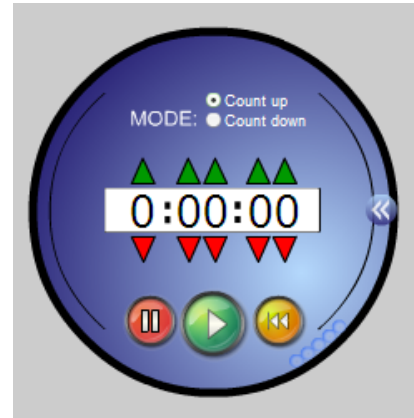
Strategies?

Group 4's:

Listen for your PARTNER.

Look for that person - if you don't know that person, silently prepare to ask others.

Get ready to move.



Now that you are with your partner,

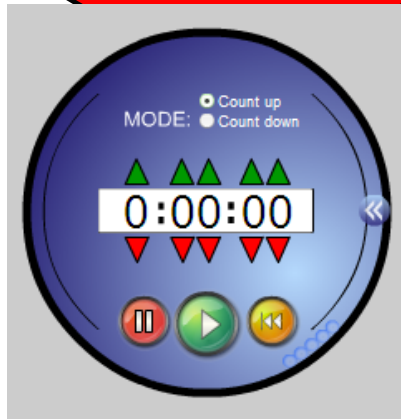
Write "Partner 4 is _____" in the top right quadrant.

Did you do that the fastest?

Why?

Move to...

Group 2



GOAL 3: Know our group responsibilities

We will use the following 4 group roles in math this year:

Resource Manager

Recorder / Reporter

Task Manager

Facilitator

Do you have a role that seems to suit you best? 2nd best?

How could your group choose roles?

You have 17 seconds to choose roles to try for TODAY ONLY.



Open the group role rings.

Hand out the role cards.

Read your card.

Any questions?

Goal 4: Learn how to be successful

Now you will work together to solve a math problem.

Practice using the skills that match your role.

Listen to your group-mates.

Help each other practice your roles.

Solve the problem in any way that works for your group.

Write your work and answer on a white board.

If your group finishes early, try to think of another way to get the answer. A third way?

Eight people meet at a party.
They all exchange handshakes.
How many handshakes are exchanged?



Solving ideas:

- Draw a picture
- Act it out
- Find a pattern

Work:

8 people, so the 1st person shakes 7 hands
the 2nd person shakes 6 hands
the 3rd person shakes 5 hands
the 4th person shakes 4 hands
the 5th person shakes 3 hands
the 6th person shakes 2 hands
the 7th person shakes 1 hand
the 8th person shakes 0 hands,
because his hand has already been shaken by everyone else.
 $7 + 6 + 5 + 4 + 3 + 2 + 1 + 0 = 28$

Answer: 28 handshakes

Homework: Information About You sheet
(both sides) - due tomorrow